


GW SERIES

Bite-to-the-Wire

100R12 Hydraulic No-Skive Couplings



Bite to the Wire Hose Ends for 100R12 Four Spiral (SP580 and RC12B), 100R2 Thin Cover (3/4" thru 2"), 2SN (3/4"-2"), and 100R4 (1-1/2" & 2").

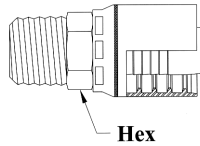
No skive required.

The GW Series Four Spiral Coupling is compatible with some fixed and virtually all adjustable spiral crimp machines on the market. Check crimp O.D. carefully.

Cross reference pages J8-J9.

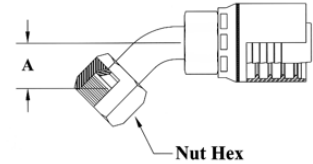
Trivalent Zinc Plating

NPTF Male Solid



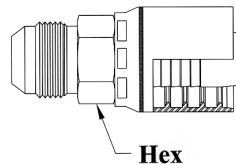
Hose I.D.	Pipe Size	Thread Size	Hex Size	Part No.
1/2"	1/2"	1/2-14	7/8"	GW01 8x8
1/2"	3/4"	3/4-14	1-1/8"	GW01 8x12
3/4"	3/4"	3/4-14	1-1/8"	GW01 12x12
3/4"	1"	1-11 1/2	1-3/8"	GW01 12x16
1"	3/4"	3/4-14	1-3/8"	GW01 16x12
1"	1"	1-11 1/2	1-3/8"	GW01 16x16
1-1/4"	1-1/4"	1 1/4-11 1/2	1-11/16"	GW01 20x20
1-1/2"	1-1/2"	1 1/2-11 1/2	2-1/8"	GW01 24x24
2"	2"	2-11 1/2	2-3/4"	GW01 32x32

45° Bend JIC 37° Swivel Female



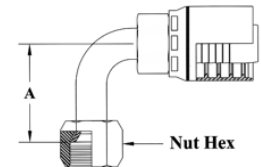
Hose I.D.	Tube Size	Thread Size	A Drop	Nut Hex	Part No.
1/2"	1/2"	3/4x16	0.71	7/8"	GW25 8x8
1/2"	5/8"	7/8x14	0.84	1"	GW25 8x10
3/4"	3/4"	1-1/16x12	1.12	1-1/4"	GW25 12x12
3/4"	1"	1-5/16x12	1.15	1-1/2"	GW25 12x16
1"	1"	1-5/16x12	1.15	1-1/2"	GW25 16x16
1-1/4"	1-1/4"	1-5/8x12	1.69	2"	GW25 20x20
1-1/2"	1-1/2"	1-7/8x12	1.70	2-1/4"	GW25 24x24

Male JIC 37° Solid



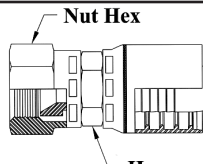
Hose I.D.	Tube Size	Thread Size	Hex Size	Part No.
1/2"	1/2"	3/4x16	7/8"	GW08 8x8
1/2"	5/8"	7/8x14	7/8"	GW08 8x10
3/4"	3/4"	1-1/16x12	1-1/8"	GW08 12x12
3/4"	7/8"	1-3/16x12	1-3/8"	GW08 12x14
3/4"	1"	1-5/16x12	1-3/8"	GW08 12x16
1"	1"	1-5/16x12	1-3/8"	GW08 16x16
1-1/4"	1-1/4"	1-5/8x12	1-11/16"	GW08 20x20

90° Bend JIC 37° Swivel Female



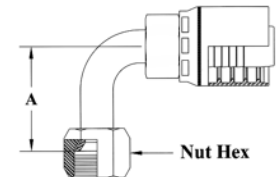
Hose I.D.	Tube Size	Thread Size	A Drop	Nut Hex	Part No.
1/2"	1/2"	3/4x16	1.15	7/8"	GW26 8x8
1/2"	5/8"	7/8x14	1.23	1"	GW26 8x10
3/4"	3/4"	1-1/16x12	1.88	1-1/4"	GW26 12x12
3/4"	1"	1-5/16x12	2.20	1-1/2"	GW26 12x16
1"	1"	1-5/16x12	2.66	1-1/2"	GW26 16x16
1-1/4"	1-1/4"	1-5/8x12	3.31	2"	GW26 20x20
1-1/2"	1-1/2"	1-7/8x12	3.95	2-1/4"	GW26 24x24
2"	2"	2-1/2x12	4.64	2-7/8"	GW26 32x32

Female JIC 37° Swivel



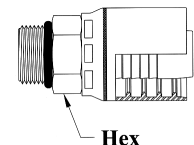
Hose I.D.	Tube Size	Thread Size	Hex Size	Nut Hex	Part No.
1/2"	3/8"	9/16x18	7/8"	11/16"	GW09 8x6
1/2"	1/2"	3/4x16	7/8"	7/8"	GW09 8x8
1/2"	5/8"	7/8x14	7/8"	1"	GW09 8x10
1/2"	3/4"	1-1/16x12	1-1/8"	1-1/4"	GW09 8x12
3/4"	3/4"	1-1/16x12	1-1/8"	1-1/4"	GW09 12x12
3/4"	7/8"	1-3/16x12	1-1/4"	1-1/2"	GW09 12x14
3/4"	1"	1-5/16x12	1-3/8"	1-1/2"	GW09 12x16
1"	3/4"	1-1/16x12	1-3/8"	1-1/4"	GW09 16x12
1"	1"	1-5/16x12	1-3/8"	1-1/2"	GW09 16x16
1"	1-1/4"	1-5/8x12	1-11/16"	2"	GW09 16x20
1-1/4"	1-1/4"	1-5/8x12	1-11/16"	2"	GW09 20x20
1-1/4"	1-1/2"	1-7/8x12	1-7/8"	2-1/4"	GW09 20x24
1-1/2"	1-1/2"	1-7/8x12	2-1/8"	2-1/4"	GW09 24x24
2"	2"	2-1/2x12	2-3/4"	2-7/8"	GW09 32x32

90° Bend JIC 37° Swivel Female Long Drop



Hose I.D.	Tube Size	Thread Size	A Drop	Nut Hex	Part No.
3/4"	3/4"	1-1/16x12	3.73	1-1/4"	GW27 12x12
1"	1"	1-5/16x12	4.50	1-1/2"	GW27 16x16

ORB Male Solid



Hose I.D.	Tube Size	Thread Size	Hex Size	Part No.
3/4"	3/4"	1-1/16x12	1-1/8"	GW11 12x12
1"	1"	1-5/16x12	1-1/2"	GW11 16x16

INDEX
Bulk Hose
A
Vari-Crimp
B
Grip Crimp
C
Thermoplastic
D
Refrigerant
E
Reusables, Piston Access
F
Adapters
G
Fabrication Equipment
H
Cross Reference
J
Thread Identification
K

GW SERIES

Bite-to-the-Wire

100R12 Hydraulic No-Skive Couplings



Bite to the Wire Hose Ends for 100R12 Four Spiral (SP580 and RC12B), 100R2 Thin Cover (3/4" thru 2"), 2SN (3/4"-2"), and 100R4 (1-1/2" & 2").

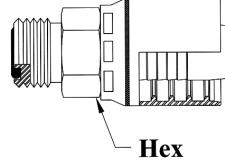
No skive required.

The GW Series Four Spiral Coupling is compatible with some fixed and virtually all adjustable spiral crimp machines on the market. Check crimp O.D. carefully.

Cross reference pages J8-J9.

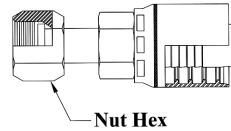
Trivalent Zinc Plating

O-Ring Face Seal (ORF) Solid Male



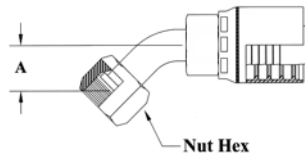
Hose I.D.	Tube Size	Thread Size	Hex Size	Part No.
1/2"	1/2"	13/16x16	7/8"	GW29 8x8
3/4"	3/4"	1-3/16x12	1-1/4"	GW29 12x12
1"	1"	1-7/16x12	1-1/2"	GW29 16x16

Straight O-Ring Face Seal (ORF) Swivel Female



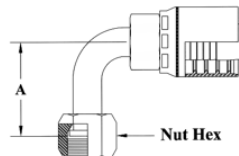
Hose I.D.	Tube Size	Thread Size	Nut Hex	Part No.
1/2"	1/2"	13/16x16	15/16"	GW30 8x8
1/2"	5/8"	1x14	1-1/8"	GW30 8x10
1/2"	3/4"	1-3/16x12	1-3/8"	GW30 8x12
3/4"	5/8"	1x14	1-1/8"	GW30 12x10
3/4"	3/4"	1-3/16x12	1-3/8"	GW30 12x12
3/4"	1"	1-7/16x12	1-5/8"	GW30 12x16
1"	1"	1-7/16x12	1-5/8"	GW30 16x16
1-1/4"	1-1/4"	1-11/16x12	1-7/8"	GW30 20x20

45° Bend O-Ring Face Seal (ORF) Swivel Female



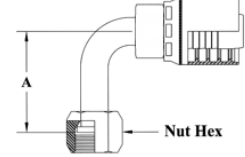
Hose I.D.	Tube Size	Thread Size	A Drop	Nut Hex	Part No.
1/2"	1/2"	13/16x16	0.59	15/16"	GW31 8x8
1/2"	5/8"	1x14	0.68	1-1/8"	GW31 8x10
3/4"	3/4"	1-3/16x12	0.84	1-3/8"	GW31 12x12
3/4"	1"	1-7/16x12	1.14	1-5/8"	GW31 12x16
1"	1"	1-7/16x12	1.14	1-5/8"	GW31 16x16
1-1/4"	1-1/4"	1-11/16x12	1.07	1-7/8"	GW31 20x20

90° Bend O-Ring Face Seal (ORF) Swivel Female



Hose I.D.	Tube Size	Thread Size	A Drop	Nut Hex	Part No.
1/2"	1/2"	13/16x16	1.15	15/16"	GW32 8x8
1/2"	5/8"	1x14	1.27	1-1/8"	GW32 8x10
3/4"	5/8"	1x14	1.27	1-1/8"	GW32 12x10
3/4"	3/4"	1-3/16x12	1.88	1-3/8"	GW32 12x12
3/4"	1"	1-7/16x12	2.20	1-5/8"	GW32 12x16
1"	1"	1-7/16x12	2.20	1-5/8"	GW32 16x16
1-1/4"	1-1/4"	1-11/16x12	2.51	1-7/8"	GW32 20x20

90° Bend O-Ring Face Seal (ORF) Swivel Female Long Drop



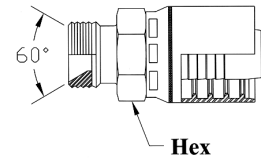
Hose I.D.	Tube Size	Thread Size	A Drop	Nut Hex	Part No.
1/2"	1/2"	13/16x16	2.51	15/16"	GW33 8x8
1/2"	5/8"	1x14	2.76	1-1/8"	GW33 8x10
3/4"	3/4"	1-3/16x12	3.78	1-3/8"	GW33 12x12
1"	1"	1-7/16x12	4.50	1-5/8"	GW33 16x16



"O" Ring For ORF Seal Couplings

Thread Size	Tube Size	"O" Ring Part No.
13/16x16	1/2"	4629x8
1x14	5/8"	4629x10
1-3/16x12	3/4"	4629x12
1-7/16x12	1"	4629x16
1-11/16x12	1-1/4"	4629x20

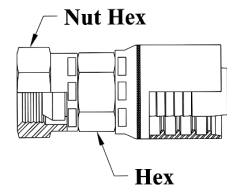
British Standard Parallel 60° Male Pipe (BSPP) Solid



Hose I.D.	BSPP Size	Thread Size	Hex Size	Part No.
3/4"	3/4"	G-3/4-14	1-1/8"	GW36 12x12

G. as part of thread size is ISO designation for parallel thread

British Standard (BSPP) Female Swivel



Hose I.D.	BSPP Size	Thread Size	Hex Size	Nut Hex	Part No.
1/2"	1/2"	G-1/2-14	7/8"	1"	GW10 8x8
3/4"	3/4"	G-3/4-14	1-1/8"	1-1/4"	GW10 12x12
1"	1"	G-1-11	1-3/8"	1-1/2"	GW10 16x16

G. as part of thread size is ISO designation for parallel thread

INDEX
Bulk Hose
A
Vari-Crimp
B
Grip Crimp
C
Thermoplastic
D
Refrigerant
E
Kausables, Piston, Access
F
Adapters
G
Fabrication Equipment
H
Cross Reference
J
Thread Identification
K

GW SERIES

Bite-to-the-Wire

100R12 Hydraulic No-Skive Couplings



Bite to the Wire Hose Ends for 100R12 Four Spiral (SP580 and RC12B), 100R2 Thin Cover (3/4" thru 2"), 2SN (3/4"-2"), and 100R4 (1-1/2" & 2").

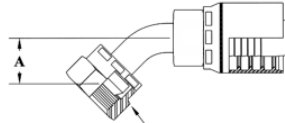
No skive required.

The GW Series Four Spiral Coupling is compatible with some fixed and virtually all adjustable spiral crimp machines on the market. Check crimp O.D. carefully. Cross reference pages J8-J9.

Trivalent Zinc Plating

INDEX
 Bulk Hose
 A
 Vari-Crimp
 B
 Grip Crimp
 C
 Thermoplastic
 D
 Refrigerant
 E
 Reusable, Positive Access
 F
 Adapters
 G
 Fabrication Equipment
 H
 Cross Reference
 J
 Thread Identification
 K

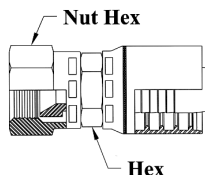
British Standard (BSPP) Female Swivel 45° Bend



Hose I.D.	BSPP Size	Thread Size	A Drop	Nut Hex	Part No.
3/4"	3/4"	G-3/4-14	1.31	1-1/4"	GW43 12x12

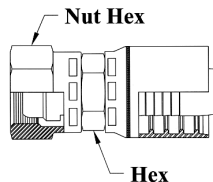
G. as part of thread size is ISO designation for parallel thread

Female 30° Flare (Komatsu)



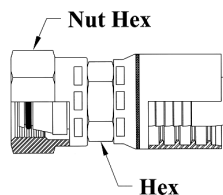
Hose I.D.	Thread Size	Hex Size	Nut Hex	Part No.
1/2"	M22x1.5	7/8"	1"	GW39-8x22
3/4"	M30x1.5	1-1/8"	1-3/8"	GW39-12x30
1"	M33x1.5	1-3/8"	1-1/2"	GW39-16x33

Female Swivel DIN Universal Seat (Light)



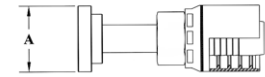
Hose I.D.	Tube Size	Thread Size	Hex Size	Nut Hex	Part No.
1/2"	15mm	M22x1.5	7/8"	1-1/16"	GW37-8x15
3/4"	22mm	M30x2.0	1-1/8"	1-1/2"	GW37-12x22
1"	28mm	M36x2.0	1-3/8"	1-7/8"	GW37-16x28

Female Swivel DIN 24° Seat (Heavy) (O-ring Included)



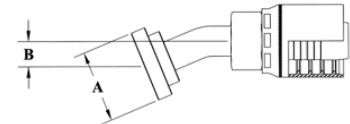
Hose I.D.	Tube Size	Thread Size	Hex Size	Nut Hex	Part No.
1/2"	16mm	M24x1.5	7/8"	1-1/8"	GW38-8x16
3/4"	25mm	M36x2.0	1-3/8"	1-7/8"	GW38-12x25
1"	30mm	M42x2.0	1-11/16"	2"	GW38-16x30

Split Flange (Code 61) Straight



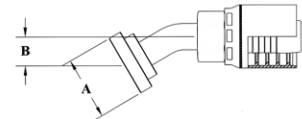
Hose I.D.	Flange Size	A-Dia. Inches	Part No.
1/2"	1/2"	1.19	GW47 8x8
1/2"	3/4"	1.50	GW47 8x12
3/4"	3/4"	1.50	GW47 12x12
3/4"	1"	1.75	GW47 12x16
1"	1"	1.75	GW47 16x16
1"	1-1/4"	2.00	GW47 16x20
1-1/4"	1-1/4"	2.00	GW47 20x20
1-1/4"	1-1/2"	2.38	GW47 20x24
1-1/2"	1-1/2"	2.38	GW47 24x24
2"	2"	2.81	GW47 32x32

Split Flange (Code 61) 22 1/2° Bend



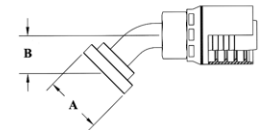
Hose I.D.	Flange Size	A-Dia. Inches	B Drop	Part No.
3/4"	3/4"	1.50	0.44	GW48 12x12
3/4"	1"	1.75	0.44	GW48 12x16
1"	1"	1.75	0.45	GW48 16x16
1"	1-1/4"	2.00	0.45	GW48 16x20
1-1/4"	1-1/4"	2.00	0.50	GW48 20x20

Split Flange (Code 61) 30° Bend



Hose I.D.	Flange Size	A-Dia. Inches	B Drop	Part No.
3/4"	3/4"	1.50	0.59	GW49 12x12
1"	1"	1.75	0.64	GW49 16x16
1-1/4"	1-1/4"	2.00	0.72	GW49 20x20

Split Flange (Code 61) 45° Bend



Hose I.D.	Flange Size	A-Dia. Inches	B Drop	Part No.
1/2"	1/2"	1.19	0.78	GW50 8x8
1/2"	3/4"	1.50	0.82	GW50 8x12
3/4"	3/4"	1.50	1.00	GW50 12x12
3/4"	1"	1.75	1.00	GW50 12x16
1"	1"	1.75	1.12	GW50 16x16
1"	1-1/4"	2.00	1.12	GW50 16x20
1-1/4"	1-1/4"	2.00	1.15	GW50 20x20
1-1/4"	1-1/2"	2.38	1.50	GW50 20x24
1-1/2"	1-1/2"	2.38	1.41	GW50 24x24
2"	2"	2.81	2.08	GW50 32x32

GW SERIES

Bite-to-the-Wire

100R12 Hydraulic No-Skive Couplings



Bite to the Wire Hose Ends for 100R12 Four Spiral (SP580 and RC12B), 100R2 Thin Cover (3/4" thru 2"), 2SN (3/4"-2"), and 100R4 (1-1/2" & 2").

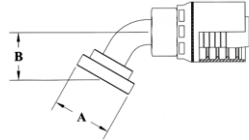
No skive required.

The GW Series Four Spiral Coupling is compatible with some fixed and virtually all adjustable spiral crimp machines on the market. Check crimp O.D. carefully.

Cross reference pages J8-J9.

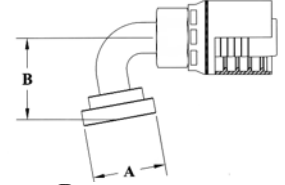
Trivalent Zinc Plating

**Split Flange (Code 61)
60° Bend**



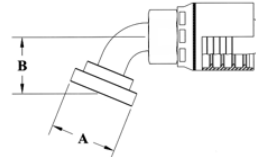
Hose I.D.	Flange Size	A-Dia. Inches	B Drop	Part No.
3/4"	3/4"	1.50	1.38	GW51 12x12
3/4"	1"	1.75	1.38	GW51 12x16
1"	1"	1.75	1.51	GW51 16x16
1"	1-1/4"	2.00	1.51	GW51 16x20
1-1/4"	1-1/4"	2.00	1.69	GW51 20x20

**Split Flange (Code 61)
100° Bend**



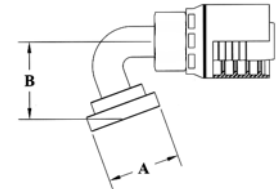
Hose I.D.	Flange Size	A-Dia. Inches	B Drop	Part No.
3/4"	3/4"	1.50	2.33	GW55 12x12
3/4"	1"	1.75	2.33	GW55 12x16

**Split Flange (Code 61)
67 1/2° Bend**



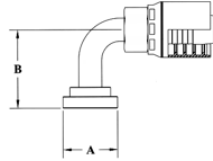
Hose I.D.	Flange Size	A-Dia. Inches	B Drop	Part No.
3/4"	3/4"	1.50	1.59	GW52 12x12
3/4"	1"	1.75	1.59	GW52 12x16
1"	1"	1.75	1.76	GW52 16x16
1"	1-1/4"	2.00	1.76	GW52 16x20
1-1/4"	1-1/4"	2.00	1.94	GW52 20x20

**Split Flange (Code 61)
110° Bend**



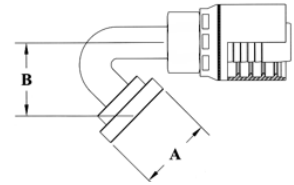
Hose I.D.	Flange Size	A-Dia. Inches	B Drop	Part No.
1"	1"	1.75	2.89	GW56 16x16
1-1/4"	1-1/4"	2.00	3.12	GW56 20x20

**Split Flange (Code 61)
90° Bend**



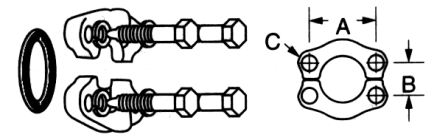
Hose I.D.	Flange Size	A-Dia. Inches	B Drop	Part No.
1/2"	1/2"	1.19	1.63	GW53 8x8
1/2"	3/4"	1.50	1.68	GW53 8x12
3/4"	3/4"	1.50	2.12	GW53 12x12
3/4"	1"	1.75	2.12	GW53 12x16
1"	1"	1.75	2.38	GW53 16x16
1"	1-1/4"	2.00	2.38	GW53 16x20
1-1/4"	1-1/4"	2.00	2.62	GW53 20x20
1-1/4"	1-1/2"	2.38	3.25	GW53 20x24
1-1/2"	1-1/2"	2.38	3.12	GW53 24x24
2"	2"	2.81	4.64	GW53 32x32

**Split Flange (Code 61)
135° Bend**



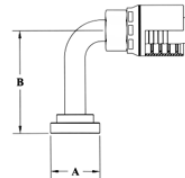
Hose I.D.	Flange Size	A-Dia. Inches	B Drop	Part No.
3/4"	3/4"	1.50	3.00	GW57 12x12

**Split Flange Kits
(Code 61)**



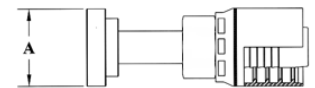
Flange Size	A	B	C	Complete Kit No.	O-Ring No.
1/2"	1.50	.69	11/32	SFK-8	8252
3/4"	1.88	.88	13/32	SFK-12	12252
1"	2.06	1.03	13/32	SFK-16	16252
1-1/4"	2.31	1.19	15/32	SFK-20	20252
1-1/2"	2.75	1.41	17/32	SFK-24	24252
2"	3.06	1.69	17/32	SFK-32	32252

**Split Flange (Code 61)
90° Bend Long Drop**



Hose I.D.	Flange Size	A-Dia. Inches	B Drop	Part No.
3/4"	3/4"	1.50	3.75	GW54 12x12
3/4"	1"	1.75	3.12	GW54 12x16
1"	1"	1.75	4.62	GW54 16x16
1-1/4"	1-1/4"	2.00	4.00	GW54 20x20

**Split Flange (Code 62)
Straight**



Hose I.D.	Flange Size	A-Dia. Inches	Part No.
3/4"	3/4"	1.62	GW60 12x12
3/4"	1"	1.88	GW60 12x16
1"	1"	1.88	GW60 16x16
1"	1-1/4"	2.12	GW60 16x20
1-1/4"	1-1/4"	2.12	GW60 20x20

INDEX
 Bulk Hose
 A
 Vari-Crimp
 B
 Grip Crimp
 C
 Thermoplastic
 D
 Refrigerant
 E
 Reusable, Piston Access
 F
 Adapters
 G
 Fabrication Equipment
 H
 Cross Reference
 J
 Thread Identification
 K

GW SERIES

Bite-to-the-Wire

100R12 Hydraulic No-Skive Couplings



Bite to the Wire Hose Ends for 100R12 Four Spiral (SP580 and RC12B), 100R2 Thin Cover (3/4" thru 2"), 2SN (3/4"-2"), and 100R4 (1-1/2" & 2").

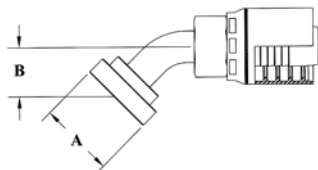
No skive required.

The GW Series Four Spiral Coupling is compatible with some fixed and virtually all adjustable spiral crimp machines on the market. Check crimp O.D. carefully.

Cross reference pages J8-J9.

Trivalent Zinc Plating

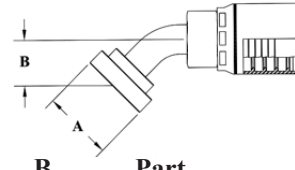
Split Flange (Code 62) 45° Bend



Hose I.D.	Flange Size	A-Dia. Inches	B Drop	Part No.
3/4"	3/4"	1.62	1.27	GW61 12x12
3/4"	1"	1.88	1.29	GW61 12x16
1"	1"	1.88	1.34	GW61 16x16
1-1/4"	1-1/4"	2.12	1.68	GW61 20x20

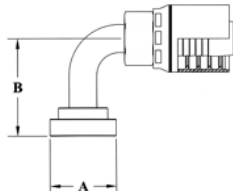
Extra Heavy Duty Split Flange 45° Bend

For use on Caterpillar® Equipment.



Hose I.D.	Flange Size	A-Dia. Inches	B Drop	Part No.
3/4"	3/4"	1.62	1.25	GW81 12x12
1"	1"	1.88	1.40	GW81 16x16
1-1/4"	1-1/4"	2.12	1.50	GW81 20x20

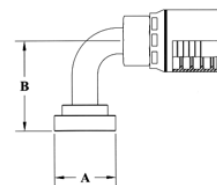
Split Flange (Code 62) 90° Bend



Hose I.D.	Flange Size	A-Dia. Inches	B Drop	Part No.
3/4"	3/4"	1.62	2.41	GW62 12x12
3/4"	1"	1.88	2.70	GW62 12x16
1"	1"	1.88	2.75	GW62 16x16
1"	1-1/4"	2.12	2.90	GW62 16x20
1-1/4"	1-1/4"	2.12	3.24	GW62 20x20

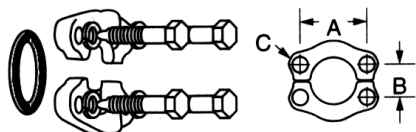
Extra Heavy Duty Split Flange 90° Bend

For use on Caterpillar® Equipment.



Hose I.D.	Flange Size	A-Dia. Inches	B Drop	Part No.
3/4"	3/4"	1.62	2.50	GW82 12x12
1"	1"	1.88	3.00	GW82 16x16
1-1/4"	1-1/4"	2.12	3.38	GW82 20x20

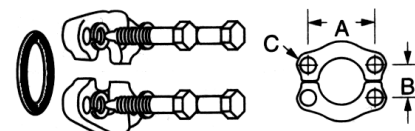
Split Flange Kits (Code 62)



Flange Size	A	B	C	Complete Kit No.	O-Ring No.
3/4"	2.00	.94	13/32	SFK62-12	12252
1"	2.25	1.09	15/32	SFK62-16	16252
1-1/4"	2.63	1.25	17/32	SFK62-20	20252
1-1/2"	3.12	1.44	21/32	SFK62-24	24252
2"	3.81	1.75	25/32	SFK62-32	32252

Split Flange Kits (Extra Heavy)

For use on Caterpillar® Equipment.



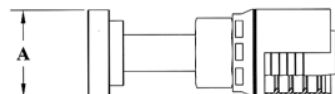
Flange Size	A	B	C	Complete Kit No.	D-Ring No.
3/4"	2.00	.94	13/32	SFKHD-12	D12
1"	2.25	1.09	15/32	SFKHD-16	D16
1-1/4"	2.63	1.25	17/32	SFKHD-20	D20

GW Series No Skive 100R12 Crimp Chart

Hose Type	Hose ID	Crimp OD
100R12 (SP580 & RC12B)	1/2"	1.150
	3/4"	1.406
	1"	1.705
	1-1/4"	2.035
	1-1/2"	2.285
	2"	2.895
100R2AT (57MB-2 & 56MB-2) 2SN (2SN)	3/4"	1.406
	1"	1.705
	1-1/4"	2.035
	1-1/2"	2.270
Dura-Hyd R17 (DH17)	2"	2.890
	1"	1.655
	1-1/2"	2.285
100R4 (104MB)	2"	2.895

Extra Heavy Duty Split Flange Straight

For use on Caterpillar® Equipment.



Hose I.D.	Flange Size	A-Dia. Inches	Part No.
3/4"	3/4"	1.62	GW80 12x12
1"	1"	1.88	GW80 16x16
1-1/4"	1-1/4"	2.12	GW80 20x20

INDEX
 Bulk Hose
 A
 Vari-Crimp
 B
 Grip Crimp
 C
 Thermoplastic
 D
 Refrigerant
 E
 Reusable, Push-on Access
 F
 Adapters
 G
 Fabrication Equipment
 H
 Cross Reference
 J
 Thread Identification
 K